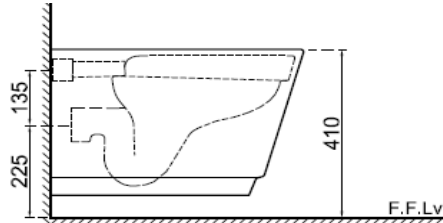
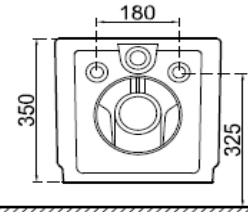


TOP VIEW



SIDE VIEW



BACK VIEW

GENERAL INFORMATION

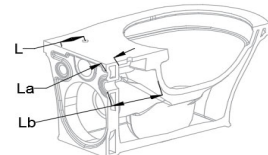
Product Code	AUS-WHT-519953BIUF
Brand	Artize
Colour	White
Type	Wall Hung WC
Material	Ceramic-Vitreous China (VC)

PRODUCT SPECIFICATION

Product Dimension	360x555x350 mm
Bowl Opening (Inner Dimension)	270 X 350 mm
Product Net Weight	27.5 kg.
Product Gross Weight	33 kg.
Packaging Dimension	470 X 420 X 560 mm
Outlet	Horizontal
Inlet And Outlet Hole Dimension	Internal diameter of inlet hole dia. \varnothing 55+3/-1 mm
	External diameter of outlet hole dia. \varnothing 100 \pm 5 mm

PRODUCT FEATURES

Modern rimless design Blind Installation - no visible bolts Soft close UF seat cover Dual flush - 3/6 LPF with wash down flushing Scratch resistant Anti bacterial glaze.	(L) From wall tile surface to center of seat cover fixing hole (La) WC Fixing wall thickness (Lb) From wall tile surface to the inner bowl surface of WC
--	--



ACCESSORIES INCLUDED

Seat Cover	AUS-WHT-519101UF
Inlet outlet Gasket	ZPS-WHT-GK01
Fixing kit	ZPS-WHT-FB13

ACCESSORIES RECOMMENDATION

Rack bolt	ZPS-SNS-RB07N
Concealed cistern	JCS-WHT-2400S, 2400P, 2400, 2400WS, 2400WP, 2400FS, 2400FP, 2431P, 2431FP, 2431, 2431S, 2431FS

CARE AND CLEANING GUIDELINES

- Vitreous china sanitary ware products are fragile in nature and need to be handled with care (to avoid personal injury) at all times during its storage, handling, installation and use thereafter.
- The product is heavy and it is recommended that two persons hold it while it is being fixed.
- Carefully inspect the new product for damage before installation. Recommended to inspect the sanitaryware with wooden Hammer.
- Risk of product damage. Over tightening may cause breakage or chipping of vitreous china. Recommended to use hard rubber & nylon spacer in between ceramic & metal fixtures.
- Risk of external leakage. Do not lift or rock the bowl after placement.
- Always test your cleaning solution on an inconspicuous area on the product before applying it to the entire surface.
- Do not allow cleaners to sit or soak on the product.
- Use a soft, dampened sponge or cloth to clean. Never use abrasive material like a bristle brush or scouring pad.
- Wipe surfaces clean and rinse completely with water immediately after applying cleaners.
- Clean Chrome, stainless steel surfaces once a week. Do not use cleaners containing chloride on chrome, stainless steel. If used, rinse the surface immediately to prevent corrosion.
- Wherever chrome plating is used on the products, use only warm water to clean and then dry with a soft cloth.
- Recommended to use Genuine Accessories.

QUALITY MANAGEMENT SYSTEM - ISO 9001

