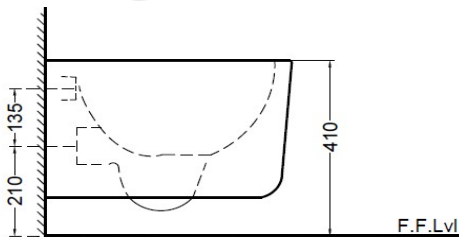
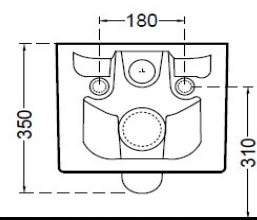


TOP VIEW



SIDE VIEW



BACK VIEW

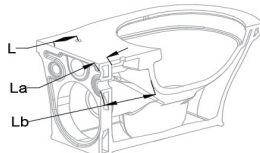
#### GENERAL INFORMATION

Product Code	LBS-WHT-45953NBIUF
Brand	Artize
Colour	White
Type	Wall Hung WC
Material	Ceramic-Vitreous China (VC)

#### PRODUCT SPECIFICATION

Product Dimension	360x525x350 mm
bowl Inner Dimension	260X320 mm
Product Net Weight	28.65 kg
Product Gross Weight	31.0 kg
Packaging Dimension	590x400x420 mm
Outlet	Horizontal
Inlet Hole And Outlet Hole Dimension	Internal diameter of inlet hole dia. $\varnothing 55 \pm 3$ mm
	External diameter of outlet hole dia. $\varnothing 100 \pm 5$ mm
	Vertical distance between the Floor and the center line of the waste outlet hole $\leq 210$ mm

#### PRODUCT FEATURES

Rimless Wall Hung WC with Blind Installation, UF Soft Close Seat Cover, Dual Flush - 4.5/3 LPF, Anti Bacterial Seat Cover and Glaze, Exclusive Design	<p>(L) From wall tile surface to center of seat cover fixing hole</p> <p>(La) WC Fixing wall thickness</p> <p>(Lb) From wall tile surface to the inner bowl surface of WC</p> 
---	--

#### ACCESSORIES PROVIDED

Seat cover	LBS-WHT-45101NUF
Fixing kit	ZPS-WHT-FB13

#### ACCESSORIES RECOMMENDATION

Rack bolt	ZPS-SNS-RB07N
Concealed cistern	APC-WHT-5012500FS, APC-WHT-5012500FP

#### CARE AND CLEANING GUIDELINES

<p>→ Vitreous china sanitaryware products are fragile in nature and need to be handled with care (to avoid personal injury) at all times during its storage, handling, installation and use thereafter.</p> <p>→ The product is heavy and it is recommended that two persons hold it while it is being fixed.</p> <p>→ Carefully inspect the new product for damage before installation. Recommended to inspect the sanitaryware with wooden Hammer.</p> <p>→ Risk of product damage. Over tightening may cause breakage or chipping of vitreous china. Recommended to use hard rubber &amp; nylon spacer in between ceramic &amp; metal fixtures.</p> <p>→ Risk of external leakage. Do not lift or rock the bowl after placement.</p> <p>→ Always test your cleaning solution on an inconspicuous area on the product before applying it to the entire surface.</p> <p>→ Do not allow cleaners to sit or soak on the product.</p> <p>→ Use a soft, dampened sponge or cloth to clean. Never use abrasive material like a bristle brush or scouring pad.</p> <p>→ Wipe surfaces clean and rinse completely with water immediately after applying cleaners.</p> <p>→ Clean Chrome, stainless steel surfaces once a week. Do not use cleaners containing chloride on chrome, stainless steel. If used, rinse the surface immediately to prevent corrosion.</p> <p>→ Wherever chrome plating is used on the products, use only warm water to clean and then dry with a soft cloth.</p> <p>→ Recommended to use Genuine Accessories.</p>
---

#### QUALITY MANAGEMENT SYSTEM - ISO 9001



DISCLAIMER: Our every effort has been made to ensure factual accuracy, the information presented subject to changes due to requirements in different sites, markets and/ or countries. All dimensions are in mm (Tolerance  $\pm 5$  MM). Jaquar reserves the right to make the necessary amendments at any time without prior notice.

# For Installation Refer Actual Product.Last modified on 3rd October 2025